

**Psychology Learning Environment Survey 2009 (n = 77)**  
**(out of 93 graduating seniors for a response rate of 83%)**

**1.** THINKING ABOUT YOUR OVERALL EXPERIENCES AS A PSYCHOLOGY MAJOR. Please rate the quality of the following aspects of the UW-L psychology department.

	<b>Low quality</b>	<b>Fair quality</b>	<b>Good quality</b>	<b>High quality</b>	<b>Not applicable</b>	<b>Response Total</b>
Quality of Courses	0% (0)	4% (3)	25% (19)	71% (55)	0% (0)	<b>77</b>
Availability of Course Offerings	1% (1)	18% (14)	47% (36)	34% (26)	0% (0)	<b>77</b>
Variety of Course Offerings	3% (2)	10% (8)	32% (25)	55% (42)	0% (0)	<b>77</b>
<b>Total Respondents</b>						<b>77</b>

**3.** THINKING ABOUT YOUR OVERALL EXPERIENCES AS A PSYCHOLOGY MAJOR. Please rate the quality of the following aspects of the UW-L psychology department.

	<b>Low quality</b>	<b>Fair quality</b>	<b>Good quality</b>	<b>High quality</b>	<b>Not applicable</b>	<b>Response Total</b>
Quality of Teaching	1% (1)	3% (2)	31% (24)	65% (50)	0% (0)	<b>77</b>
Quality of Advising	4% (3)	22% (17)	38% (29)	35% (27)	1% (1)	<b>77</b>
<b>Total Respondents</b>						<b>77</b>

**5.** THINKING ABOUT YOUR OVERALL EXPERIENCES AS A PSYCHOLOGY MAJOR. Please rate the quality of the following aspects of the UW-L psychology department.

	<b>Low quality</b>	<b>Fair quality</b>	<b>Good quality</b>	<b>High quality</b>	<b>Not applicable</b>	<b>Response Total</b>
Facilities (labs, classrooms and equipment)	1% (1)	17% (13)	55% (42)	27% (21)	0% (0)	<b>77</b>
Extra-curricular activities within psychology	6% (5)	32% (25)	27% (21)	13% (10)	21% (16)	<b>77</b>
<b>Total Respondents</b>						<b>77</b>

**7.** How well has your psychology major helped you develop KNOWLEDGE of each of the following:

	<b>Poorly</b>	<b>Adequately</b>	<b>Well</b>	<b>Very well</b>	<b>Not applicable</b>	<b>Response Total</b>
factual information in psychology?	0% (0)	3% (2)	39% (29)	58% (43)	0% (0)	<b>74</b>
theories related to psychology?	0% (0)	5% (4)	31% (23)	64% (47)	0% (0)	<b>74</b>
applications of psychological material	0% (0)	7% (5)	39% (29)	54% (40)	0% (0)	<b>74</b>
cultural and social variations in values	1% (1)	12% (9)	41% (30)	46% (34)	0% (0)	<b>74</b>
<b>Total Respondents</b>						<b>74</b>

**8.** How well has your psychology major helped you develop an ABILITY in each of the following:

	<b>Poorly</b>	<b>Adequately</b>	<b>Well</b>	<b>Very well</b>	<b>Not applicable</b>	<b>Response Total</b>
appropriately respond to people of different social and cultural backgrounds?	1% (1)	16% (12)	42% (31)	41% (30)	0% (0)	<b>74</b>
critically evaluate information from a variety of sources?	0% (0)	4% (3)	28% (21)	68% (50)	0% (0)	<b>74</b>
use problem-solving techniques to guide your decision-making?	0% (0)	7% (5)	45% (33)	49% (36)	0% (0)	<b>74</b>
increase self-awareness and self improvement	0% (0)	7% (5)	36% (27)	57% (42)	0% (0)	<b>74</b>
locate primary sources (journals and original works)?	1% (1)	14% (10)	30% (22)	55% (41)	0% (0)	<b>74</b>
effectively and efficiently use PsycINFO?	4% (3)	18% (13)	26% (19)	53% (39)	0% (0)	<b>74</b>
identify ethical concerns that surround the field of psychology?	0% (0)	7% (5)	39% (29)	54% (40)	0% (0)	<b>74</b>
understand varying perspectives on ethical issues in the field of psychology?	0% (0)	11% (8)	43% (32)	46% (34)	0% (0)	<b>74</b>
<b>Total Respondents</b>						<b>74</b>

**10.** How well has your psychology major helped you develop an ABILITY in each of the following:

	<b>Poorly</b>	<b>Adequately</b>	<b>Well</b>	<b>Very well</b>	<b>Not applicable</b>	<b>Response Total</b>
work independently?	0% (0)	4% (3)	36% (26)	58% (42)	3% (2)	<b>73</b>
work cooperatively in groups?	0% (0)	7% (5)	55% (40)	37% (27)	1% (1)	<b>73</b>
develop your leadership skills?	4% (3)	22% (16)	45% (33)	27% (20)	1% (1)	<b>73</b>
make informed, responsible judgments on complex human issues?	0% (0)	5% (4)	55% (40)	40% (29)	0% (0)	<b>73</b>
plan and execute a longterm individual project?	4% (3)	14% (10)	42% (31)	38% (28)	1% (1)	<b>73</b>
plan and conduct a research project?	3% (2)	15% (11)	40% (29)	41% (30)	1% (1)	<b>73</b>
use of technology and software to aid your education?	3% (2)	25% (18)	49% (36)	23% (17)	0% (0)	<b>73</b>
accept responsibility for your own learning?	0% (0)	1% (1)	44% (32)	55% (40)	0% (0)	<b>73</b>
gain confidence in your professional abilities?	0% (0)	14% (10)	48% (35)	38% (28)	0% (0)	<b>73</b>

**11.** How well has your psychology major helped you develop an ABILITY in each of the following:

	<b>Poorly</b>	<b>Adequately</b>	<b>Well</b>	<b>Very well</b>	<b>Not applicable</b>	<b>Response Total</b>
communicate ideas clearly in a written format?	0% (0)	8% (6)	40% (29)	52% (38)	0% (0)	<b>73</b>
communicate ideas clearly in a spoken format?	3% (2)	29% (21)	44% (32)	25% (18)	0% (0)	<b>73</b>
listen effectively?	0% (0)	5% (4)	36% (26)	59% (43)	0% (0)	<b>73</b>
evaluate your performance in a future career?	1% (1)	22% (16)	44% (32)	30% (22)	3% (2)	<b>73</b>
evaluate your performance as a student?	0% (0)	11% (8)	53% (39)	34% (25)	1% (1)	<b>73</b>
synthesize information from a variety of sources?	0% (0)	10% (7)	42% (31)	48% (35)	0% (0)	<b>73</b>
understand written information?	0% (0)	10% (7)	41% (30)	49% (36)	0% (0)	<b>73</b>
understand graphic information (graphs, tables and/or charts)?	0% (0)	14% (10)	51% (37)	36% (26)	0% (0)	<b>73</b>
understand basic statistical concepts?	0% (0)	27% (20)	51% (37)	22% (16)	0% (0)	<b>73</b>
understand basic results/printouts from SPSS?	10% (7)	45% (33)	30% (22)	15% (11)	0% (0)	<b>73</b>

**12.** How well has your psychology major helped you develop an ABILITY in each of the following:

	Poorly	Adequately	Well	Very well	Not applicable	Response Total
Develop critical thinking skills?	0% (0)	5% (4)	45% (33)	49% (36)	0% (0)	<b>73</b>

**15.** The following questions pertain to your psychology classes and refer to the proportion of classes in which you spent regarding writing and speaking.

	none	very few	about half	most	almost all	Response Total
have you written research papers (either review of the literature or design of a study)	0% (0)	8% (6)	27% (20)	33% (24)	32% (23)	<b>73</b>
have you written formal application papers where you apply course material to	0% (0)	3% (2)	15% (11)	37% (27)	45% (33)	<b>73</b>
have you written informal papers such as journals or reaction papers	1% (1)	10% (7)	29% (21)	38% (28)	22% (16)	<b>73</b>
have you had assignment that involved rewriting papers	21% (15)	51% (37)	12% (9)	8% (6)	8% (6)	<b>73</b>
have you been provided prompt feedback on assignments?	1% (1)	5% (4)	40% (29)	42% (31)	11% (8)	<b>73</b>
have you been provided useful feedback on assignments?	1% (1)	4% (3)	32% (23)	48% (35)	15% (11)	<b>73</b>
you been given critical feedback on your writing have you given a formal spoken presentation (alone or as part of a group)	3% (2)	16% (12)	45% (33)	29% (21)	7% (5)	<b>73</b>
have you been given critical feedback on your speaking	10% (7)	47% (34)	25% (18)	15% (11)	4% (3)	<b>73</b>

**17.** The following questions pertain to your psychology classes and refer to the proportion of classes in which you spent were engaged in the following:

	none	very few	about half	most	almost all	Response Total
have course expectations been clearly communicated to you?	0% (0)	0% (0)	1% (1)	47% (34)	51% (37)	<b>72</b>
have you discussed topics involving values different from your own?	1% (1)	3% (2)	33% (24)	39% (28)	24% (17)	<b>72</b>
have you grappled with "real-life" controversies in class?	0% (0)	3% (2)	26% (19)	49% (35)	22% (16)	<b>72</b>
have you been provided with opportunities for cooperation with other students?	0% (0)	4% (3)	21% (15)	51% (37)	24% (17)	<b>72</b>
have you been intellectually challenged ?	0% (0)	1% (1)	11% (8)	46% (33)	42% (30)	<b>72</b>
have you had faculty who were readily available outside of class?	0% (0)	0% (0)	17% (12)	43% (31)	40% (29)	<b>72</b>
have you initiated appointments with faculty members for course-related discussions?	1% (1)	35% (25)	31% (22)	22% (16)	11% (8)	<b>72</b>
have you followed your intellectual curiosity beyond coursework?	0% (0)	19% (14)	32% (23)	35% (25)	14% (10)	<b>72</b>

**18.** The following questions pertain to your psychology classes and refer to the proportion of classes in which you were engaged in the following:

	none	very few	about half	most	almost all	Response Total
relied entirely on lecture format?	0% (0)	25% (18)	47% (34)	22% (16)	6% (4)	72
used a combination of lecture and other activities (such as small group discussions)?	0% (0)	11% (8)	40% (29)	39% (28)	10% (7)	72
been largely discussion-based courses (interactive learning)?	4% (3)	64% (46)	25% (18)	7% (5)	0% (0)	72
integrated other sources of material into the course structure (e.g. popular press, media, videos)?	0% (0)	12% (9)	39% (28)	31% (22)	18% (13)	72
helped you make conceptual connections to other classes	0% (0)	4% (3)	31% (22)	43% (31)	22% (16)	72
given assignments that required application of coursework to real-life situations outside of the classroom	1% (1)	11% (8)	32% (23)	38% (27)	18% (13)	72
encouraged to apply your coursework to real life situations.	0% (0)	8% (6)	31% (22)	39% (28)	22% (16)	72
contained material that overlapped with concepts from other classes in a redundant (unhelpful) way?	7% (5)	47% (34)	25% (18)	11% (8)	10% (7)	72

**19.** The following questions pertain to your psychology classes and refer to the proportion of classes in which you were engaged in the following technology-related activities

	none	very few	about half	most	almost all	Response Total
used D2L	0% (0)	0% (0)	12% (9)	47% (34)	40% (29)	72
used Powerpoint slides associated with lecture	0% (0)	1% (1)	6% (4)	42% (30)	51% (37)	72
used SPSS	4% (3)	92% (66)	4% (3)	0% (0)	0% (0)	72
required you to use technology beyond basic word processing and/or D2L	3% (2)	69% (50)	15% (11)	11% (8)	1% (1)	72

**21.** To what extent have your 100/200 level psychology courses prepare you for your 300/400 level psychology courses.

	Response Total	Response Percent
Not at all	0	0%
A little	9	12%
Somewhat	21	29%
Frequently	33	46%
Almost always	9	12%






**22.** If you could start college over, would you choose the same major?

	Response Total	Response Percent
No	6	8%
Uncertain	17	24%
Yes	49	68%
<b>Total Respondents</b>		<b>72</b>
(skipped this question)		5

**23.** As you answer these questions about advising, think about your your overall experiences as a psychology a major.

	<b>Strongly Disagree</b>	<b>Disagree</b>	<b>Not sure</b>	<b>Agree</b>	<b>Strongly Agree</b>	<b>not applicable</b>	<b>Response Total</b>
Generally speaking during my time as a psychology major, I am/was generally satisfied with the advising system in the psychology department.	4% (3)	14% (10)	7% (5)	44% (32)	31% (22)	0% (0)	<b>72</b>
I was familiar with the degree requirements in my department.	0% (0)	1% (1)	1% (1)	49% (35)	49% (35)	0% (0)	<b>72</b>
Generally speaking during my time at UW-L, I was familiar with UW-L general education requirements.	0% (0)	3% (2)	1% (1)	43% (31)	50% (36)	3% (2)	<b>72</b>
I was familiar with University academic rules and policies.	1% (1)	3% (2)	6% (4)	56% (40)	35% (25)	0% (0)	<b>72</b>
<b>Total Respondents</b>							<b>72</b>
(skipped this question)							5

**24.** The psychology department requires that all students meet with an advisor prior to registration (except seniors with a GPA of 2.25 or better). To what extent do you agree with the statement "Psychology students should be required to meet with an advisor prior to registration." In other words - do you agree with the current policy?

	<b>Response Total</b>	<b>Response Percent</b>
Strongly Agree 	<b>30</b>	<b>42%</b>
Agree 	<b>27</b>	<b>38%</b>
Not sure 	<b>5</b>	<b>7%</b>
Disagree 	<b>9</b>	<b>12%</b>
Strongly Disagree 	<b>1</b>	<b>1%</b>

**25.** These questions are about your psychology advisor.




	<b>Strongly Disagree</b>	<b>Disagree</b>	<b>Not sure</b>	<b>Agree</b>	<b>Strongly Agree</b>	<b>not applicable</b>	<b>Response Total</b>
My advisor was generally accessible.	4% (3)	14% (10)	8% (6)	46% (33)	22% (16)	6% (4)	<b>72</b>
My advisor was familiar with degree requirements in my department	0% (0)	1% (1)	10% (7)	44% (32)	40% (29)	4% (3)	<b>72</b>
My advisor was familiar with UW-L general education requirements	1% (1)	1% (1)	7% (5)	47% (34)	36% (26)	7% (5)	<b>72</b>
My advisor was familiar with University academic rules and policies	0% (0)	1% (1)	12% (9)	40% (29)	40% (29)	6% (4)	<b>72</b>
My advisor was approachable and easy to talk to.	8% (6)	10% (7)	8% (6)	28% (20)	42% (30)	4% (3)	<b>72</b>
My advisor gave me accurate information.	4% (3)	4% (3)	10% (7)	33% (24)	42% (30)	7% (5)	<b>72</b>
My advisor gave me helpful course-related or major-related information.	4% (3)	12% (9)	3% (2)	36% (26)	36% (26)	8% (6)	<b>72</b>
My advisor gave me helpful career information when asked.	6% (4)	6% (4)	11% (8)	26% (19)	29% (21)	22% (16)	<b>72</b>
My advisor helped me learn about psychology-major related opportunities (e.g. internships).	8% (6)	19% (14)	18% (13)	17% (12)	22% (16)	15% (11)	<b>72</b>

My advisor respected my right to make decisions.	1% (1)	6% (4)	11% (8)	29% (21)	39% (28)	14% (10)	<b>72</b>
Overall, my advisor was a helpful resource.	7% (5)	15% (11)	8% (6)	28% (20)	35% (25)	7% (5)	<b>72</b>







**27.** Please check which of the following behaviors you engaged in regarding advising. (Check all that apply.)

		<b>Response Total</b>	<b>Response Percent</b>
Attended Psych Faire (mass advising)		<b>58</b>	<b>81%</b>
Initiated a one-on-one advising meeting with my advisor		<b>62</b>	<b>86%</b>
Met with an advisor not associated with the psychology department (e.g. Academic Advising Center, College Office)		<b>37</b>	<b>51%</b>
Consulted the UW-L catalog		<b>62</b>	<b>86%</b>
Emailed an advisor regarding a question		<b>56</b>	<b>78%</b>
Discussed career or graduate school options with a psychology advisor		<b>46</b>	<b>64%</b>
Completed Psy200 (Orientation to the Psychology Major)		<b>22</b>	<b>31%</b>
Completed the on-line tutorials regarding the psychology major.		<b>55</b>	<b>76%</b>
Met with an advisor prior to declaring the major.		<b>33</b>	<b>46%</b>
Other, please specify		<b>1</b>	<b>1%</b>

**30.** Which of the following best represents your current post-graduation plans?

		<b>Response Total</b>	<b>Response Percent</b>
I will be looking for a full-time job (provide information in textbox below)		<b>19</b>	<b>26%</b>
I have already secured a full-time job (provide information in textbox below)		<b>2</b>	<b>3%</b>
I have applied for a service-related experience (AmeriCorp, Peace Corps)(provide information in textbox below)		<b>3</b>	<b>4%</b>
I am in the process of applying for/hearing from graduate school (additional questions will follow)		<b>39</b>	<b>54%</b>
I will be in the military (please indicate in what capacity in the textbox below)		<b>0</b>	<b>0%</b>
Other, please specify		<b>9</b>	<b>12%</b>
<b>Total Respondents</b>		<b>72</b>	





**32.** How well do you feel the psychology department prepared you for your intended career?

		<b>Response Total</b>	<b>Response Percent</b>
poorly		2	3%
adequately		8	11%
well		34	48%
very well		23	32%
Not applicable		2	3%
Other, please specify		2	3%






**33.** How well do you feel the psychology department prepared you for graduate school?

		<b>Response Total</b>	<b>Response Percent</b>
poorly		0	0%
adequately		6	8%
well		25	35%
very well		27	38%
Not applicable		13	18%
Other, please specify		1	1%

**34.** Overall, how well have your psychology CLASSES helped you develop and pursue your post graduation goals?

		<b>Response Total</b>	<b>Response Percent</b>
poorly		0	0%
adequately		8	11%
well		41	58%
very well		20	28%
Not applicable		2	3%
Other, please specify		0	0%
		<b>Total Respondents</b>	<b>71</b>
		(skipped this question)	6




**35.** Overall, how well have your psychology PROFESSORS helped you develop and pursue your post graduation goals?

		<b>Response Total</b>	<b>Response Percent</b>
poorly		2	3%
adequately		11	15%
well		26	36%
very well		31	43%
Not applicable		2	3%
Other, please specify		0	0%
		<b>Total Respondents</b>	<b>72</b>



**36.** To what extent have you been encouraged by psychology faculty to:

	<b>never</b>	<b>rarely</b>	<b>occasionally</b>	<b>Often</b>	<b>Very frequently</b>	<b>Response Total</b>
attend professional meetings (workshops or conferences)?	11% (8)	20% (14)	39% (28)	25% (18)	4% (3)	<b>71</b>
participate in research opportunities?	7% (5)	20% (14)	43% (30)	24% (17)	6% (4)	<b>70</b>
volunteer or complete fieldwork or an internship?	4% (3)	23% (16)	40% (28)	24% (17)	9% (6)	<b>70</b>
					<b>Total Respondents</b>	<b>71</b>
				(skipped this question)		6


**37.** Do you feel you were well enough informed about internship possibilities pertaining to psychology?

		<b>Response Total</b>	<b>Response Percent</b>
No, not well enough		<b>30</b>	<b>42%</b>
Somewhat informed		<b>32</b>	<b>45%</b>
Yes, well informed		<b>9</b>	<b>13%</b>


**38.** Have you completed (or are currently taking) the volunteer experience class (Psy 309)?

		<b>Response Total</b>	<b>Response Percent</b>
Yes		<b>34</b>	<b>47%</b>
No		<b>38</b>	<b>53%</b>

**39.** Have you completed (or are currently taking) an internship for credit (Psy, CYC, CJ, or CEI 450)?

		<b>Response Total</b>	<b>Response Percent</b>
Yes		<b>28</b>	<b>39%</b>
No		<b>44</b>	<b>61%</b>



**40.** Have you ever volunteered in the community without receiving credit (for more an a one-time experience)?

		<b>Response Total</b>	<b>Response Percent</b>
Yes		<b>52</b>	<b>73%</b>
No		<b>19</b>	<b>27%</b>

**41.** Have you ever participated in any psychology-related research projects outside of 231/232 (e.g., independent research, research with a faculty member, honors project) ?




		Response Total	Response Percent
Yes		23	32%
No		48	68%

**42.** . Have you ever attended a psychology-related professional meeting (conferences, workshops)?

		Response Total	Response Percent
Yes		19	26%
No		53	74%
<b>Total Respondents</b>			<b>72</b>
(skipped this question)			5
(skipped this question)			33

**44.** How many credits will you have at the end of this semester? (Range 105-187; MEAN = 129 ; SD = 13)





**46.** Which of the following represents your bachelor's degree?

		Response Total	Response Percent
a double major		9	13%
a minor		26	38%
the CLS		33	49%
dual degree (psych & OT) - must have signed contract		0	0%
<b>Total Respondents</b>			<b>68</b>




**48.** On average, how many hours a week have you been employed while at UW - La Crosse? (MEAN = 17)

--	--	--	--

**49.** What is your gender/sex?

Female		62	86%
Male		9	12%
Prefer not to categorize		1	1%
<b>Total Respondents</b>			<b>72</b>

**50.** Which of the following categories best represents your racial background?




		<b>Response Total</b>	<b>Response Percent</b>
White, Caucasian		<b>69</b>	<b>96%</b>
Asian		<b>2</b>	<b>3%</b>
African American/Black		<b>0</b>	<b>0%</b>
Native American/Pacific Islander		<b>0</b>	<b>0%</b>
Hispanic or Latino/a		<b>0</b>	<b>0%</b>
Other, please specify		<b>1</b>	<b>1%</b>
<b>Total Respondents</b>		<b>72</b>	
(skipped this question)			<b>5</b>

**51.** What is your age? (Mean = **21.79**)





**52.** What is your current CUMULATIVE GPA? (RANGE 2.5-3.97 Mean = 3.32)

**53.** What is your current PSYCHOLOGY GPA? (Mean = 3.4)

**54.** When do you plan on graduating?

		<b>Response Total</b>	<b>Response Percent</b>
this semester (spring) owing no credits		<b>70</b>	<b>97%</b>
this semester (Spring) with a few credits to complete in the summer		<b>1</b>	<b>1%</b>
Fall		<b>1</b>	<b>1%</b>
Other, please specify		<b>0</b>	<b>0%</b>
<b>Total Respondents</b>		<b>72</b>	

**55.** Did you apply to any graduate schools this year?

		<b>Response Total</b>	<b>Response Percent</b>
Yes		<b>44</b>	<b>61%</b>
No - but I plan to within 1-2 years		<b>18</b>	<b>25%</b>
No - and have no plans to do so in the future		<b>5</b>	<b>7%</b>
Other, please specify		<b>5</b>	<b>7%</b>

TALLY RESPONSE TO THE QUESTION "Which classes and experience do you think have been the most valuable to you?  
 MOST COMMON RESPONSE TO LEAST...

Abnormal	12	Health Psy	2
Empathic Listening	8	Measurement	2
Experimental Psy	8	Personality	2
Social Psy	7	Psychopathology	2
Adolescent Dev	5	Terrorism	2
Behavior Mod	5	Women (Psy of)	2
Child Development	5	Advanced Research Methods	1
Developmental (210)	5	CYC classes	1
Honors	5	Ed Psy	1
Sensation & Perception	5	Effective Behavior	1
Cognitive	4	Intro to Psy (100)	1
Internship	4	Life Span Dev	1
Physiological	4	Neuropsychology	1
Research Apprenticeship	4	Psychopharmacology	1
Group Dynamics	3	Relationships	1
Learning & Memory	3	Stats (Mth145)	1
Volunteering (309)	3	Teaching Apprenticeship	1
Child Psychopathology	2	Theories of Counseling	1
Cross-Cultural	2		