

Psychology Learning Environment Survey 2009 (n = 77)
 (out of 93 graduating seniors for a response rate of 83%)

55. Did you apply to any graduate schools this year?

	Response Total	Response Percent
Yes	44	61%

56. To how many programs did you apply this year?

57. To how many programs were you accepted?

58. How many are still pending

**All acceptance data was not yet in...
 less than 10% reported no acceptances with no pending (n= 3 – all of whom applied to only one program)
 50% had at least one acceptance
 40% had not yet heard on any**

TO what type of programs did you apply?(Check all that apply.)

	Response Total	Response Percent
Social Work Master's	4	10%
clinical or counseling Master's	9	22%
School Psychology Master's	6	15%
Guidance Counseling Master's	4	10%
I/O Master's	2	10%
Doctorate programs (indicate field in textbox below)	1	2%
Law School	0	0%
Physical Therapy	4	10%
Occupational Therapy	9	22%
Medical School or DO	1	2%
Physician's Assistant	0	0%
Other or additional information	11	27%

60. What is your first choice for a program? Or, if applicable, if you have already agreed to a graduate school, in what area is it in?

	Response Total	Response Percent
Social Work Master's	3	7%
clinical or counseling Master's	6	14%
School Psychology Master's	6	14%
Guidance Counseling Master's	3	7%
I/O Master's	2	5%
Doctorate programs (indicate field in textbox below)	2	5%
Law School	0	0%
Physical Therapy	4	9%
Occupational Therapy	9	21%

Medical School or DO		0	0%
Physician's Assistant		0	0%
Other or additional information		10	23%

62. What was your QUANTITATIVE GRE score? (n = 22) Range 430-730 (Mean =573)

Compared to national data – national average was 584

61. What was your VERBAL GRE score? (n = 22) Range 370-600 (Mean = 482)






Compared to national data – national average was 462

63. How many times did you take the GRE?






n = 22 "1"

n = 5 "2"

64. Which of the following best represents when you took the GRE?

		Response Total	Response Percent
during my junior year		1	3%
summer before my senior year		11	32%
Fall of my senior year		11	32%
Spring of my senior year		4	12%
Other, please specify		7	21%
Total Respondents		34	

65. Please check all that apply regarding graduate school.

I took the Psych GRE because a school required it		3	11%
I interviewed at one or more schools		17	61%
I visited one or more campuses of the schools in which I was interested		24	86%
I was offered some form of financial assistance from a graduate school.		8	29%
Other, please specify	 (UW-L only – applied to school I knew a lot about)	2	7%